

TAGGED

THE WORTHINGTON ENTERPRISES [ASSET MANAGEMENT PLATFORM](#)

[SUPPORT MANUAL](#)



TABLE OF CONTENTS

RFID TAG INSTALLATION INSTRUCTIONS

ADHESIVE INSTALLATION FOR VERTICAL TANKS	3
ADHESIVE INSTALLATION FOR HORIZONTAL TANKS	4
RIVET INSTALLATION	5

DESKTOP INSTRUCTIONS

DESKTOP NAVIGATION	6
ADD AN ASSET FROM THE DESKTOP SITE	9
EDIT AN ASSET FROM THE DESKTOP SITE	14

MOBILE INSTRUCTIONS

MOBILE NAVIGATION	17
ADD AN ASSET FROM THE MOBILE APP	21
ADD AN ASSET WITH EXISTING DATA IN THE AMS DATABASE	25
EDIT AN ASSET FROM THE MOBILE APP	30

TRANSFERRING AND RECEIVING ASSETS

RECEIVING NEW WORTHINGTON ASSETS	33
TRANSFERRING ASSETS	36


INVENTORY/AUDIT

HOW TO CONDUCT AN INVENTORY	40
-----------------------------------	----

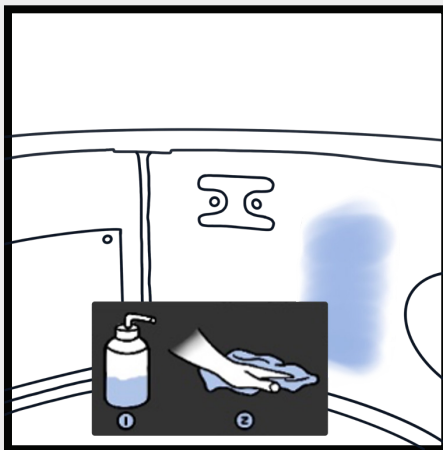
FAQS	44
-------------------	----



RFID TAG INSTALLATION WITH ADHESIVES FOR VERTICAL TANKS

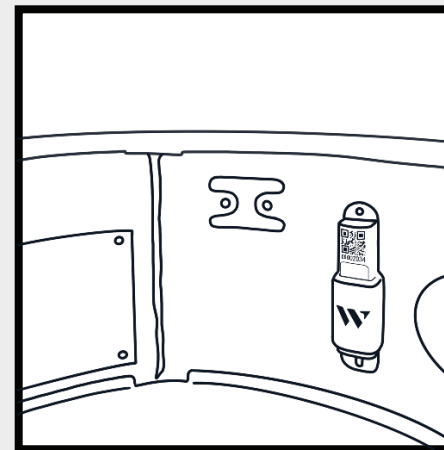


**START WITH AN UNTAGGED
420# PROPANE TANK**



**CLEAN THE APPLICATION
AREA USING ISOPROPYL
ALCOHOL**

**ENSURE THE SURFACE IS DRY
AND FREE OF DUST OR
DEBRIS BEFORE PROCEEDING**



**APPLY THE TAG USING 15 PSI
OF PRESSURE**


**POSITION THE TAG UPRIGHT,
WITHIN ± 5 DEGREES OF
VERTICAL ALIGNMENT, AND
WITHIN 2 INCHES OF THE
COLLAR WINDOW**

**ALLOW 72 HOURS FOR THE
ADHESIVE TO FULLY CURE**

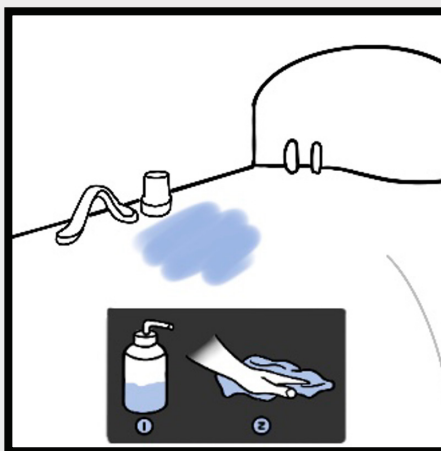
DO NOT APPLY TAGS IF THE TANK SURFACE OR SURROUNDING TEMPERATURE IS BELOW 32°F. THE OPTIMAL INSTALLATION TEMPERATURE IS 60°F FOR BOTH THE TAG AND THE METAL SUBSTRATE. APPLYING TAGS OUTSIDE OF THE RECOMMENDED TEMPERATURE RANGE MAY IMPACT ADHESION STRENGTH AND CURE TIME.



RFID TAG INSTALLATION WITH ADHESIVES FOR VERTICAL TANKS

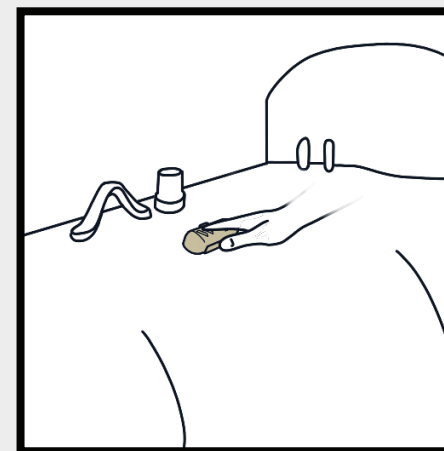


**START WITH AN UNTAGGED
420# PROPANE TANK**



**CLEAN THE APPLICATION
AREA USING ISOPROPYL
ALCOHOL**

**ENSURE THE SURFACE IS DRY
AND FREE OF DUST OR
DEBRIS BEFORE PROCEEDING**



**APPLY THE TAG USING 15 PSI
OF PRESSURE**


**POSITION THE TAG OUTSIDE
OF THE LID, ON THE TOP OF
THE TANK**

**ALLOW 72 HOURS FOR THE
ADHESIVE TO FULLY CURE**

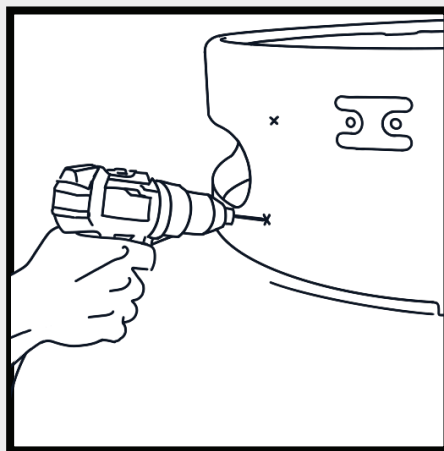
DO NOT APPLY TAGS IF THE TANK SURFACE OR SURROUNDING TEMPERATURE IS BELOW 32°F. THE OPTIMAL INSTALLATION TEMPERATURE IS 60°F FOR BOTH THE TAG AND THE METAL SUBSTRATE. APPLYING TAGS OUTSIDE OF THE RECOMMENDED TEMPERATURE RANGE MAY IMPACT ADHESION STRENGTH AND CURE TIME.



RFID TAG INSTALLATION WITH RIVETS




**START WITH AN UNTAGGED
420# PROPANE TANK**

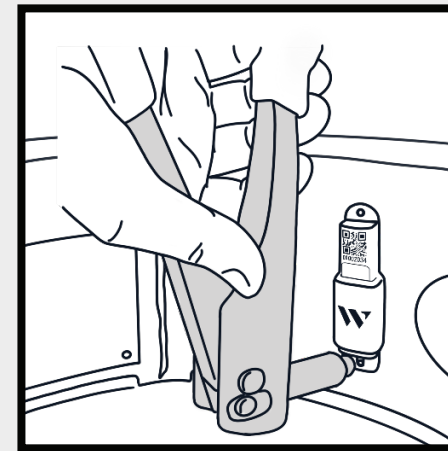


**POSITION THE TAG UPRIGHT,
WITHIN ± 5 DEGREES OF
VERTICAL ALIGNMENT, AND
MARK HOLE LOCATIONS 1-2"
FROM THE COLLAR OPENING**

DRILL HOLES



**PAINT THE EXPOSED METAL
TO PREVENT RUSTING**



ALIGN TAG TO THE HOLES

**INSERT RIVETS FROM
INSIDE OF THE COLLAR**

THE RFID TAG CAN ONLY BE APPLIED TO THE TANK COLLAR.



QUICK NAVIGATION TO MAIN FUNCTIONS

ASSETS: Ability to view, edit, & create new assets.

Assets

Inventories

Transfers

Locations

Reports

Companies

Users

System Settings

Support

Articles

Logged in as Jacqueline Barber

Logout

ASSETS

New

Serial, RFID, Type, Status, Location, Region, Subregion, Manufacturer, Size

TYPE	MANUFACTURER	SIZE	CONDITION	REGION	SUBREGION	SERIAL	RFID	LOCATION	STATE	PLATE	REVIEW	CREATED AT	COUNT
Horizontal	Quality Steel	2000		SE	1	636619223	12	Yard #1001	GA			05/30/2024 03:56 PM EDT	274
Horizontal	Quality Steel	1500		SE	1	82623099	13	Yard #1001	GA			05/30/2024 03:56 PM EDT	
Horizontal	Arcosa	1500		SE	1	203890515	14	Yard #1001	GA			05/30/2024 03:56 PM EDT	
Horizontal	Quality Steel	1500		SE	1	890993114	15	Yard #1001	GA			05/30/2024 03:56 PM EDT	
Horizontal	Quality Steel	1500		SE	1	522414064	16	Yard #1001	GA			05/30/2024 03:56 PM EDT	
Horizontal	Trinity	1500		SE	1	976114130	17	Yard #1001	GA			05/30/2024 03:56 PM EDT	
Vertical	Worthington Industries	420		SE	1	370099483	59	Yard #1001	GA			05/30/2024 03:56 PM EDT	
Vertical	Worthington Industries	420		SE	2	694265203	61	Charlotte, NC	NC			05/30/2024 03:56 PM EDT	
Vertical	Manchester Tank	420		SE	2	300334578	88	Charlotte, NC	NC			05/30/2024 03:56 PM EDT	
Vertical	Worthington Industries	420		SE	2	380076261	89	Charlotte, NC	NC			05/30/2024 03:56 PM EDT	
Vertical	Manchester Tank	420		SE	2	704975402	90	Charlotte, NC	NC			05/30/2024 03:56 PM EDT	
Vertical	Worthington Industries	200		SE	2	67797318	91	Charlotte, NC	NC			05/30/2024 03:56 PM EDT	
Horizontal	Trinity	500		MW	3	622795545	48	Columbus, OH	OH			05/30/2024 03:56 PM EDT	
Vertical	Worthington Industries	420		MW	3	306025646	50	Columbus, OH	OH			05/30/2024 03:56 PM EDT	



QUICK NAVIGATION TO MAIN FUNCTIONS

INVENTORIES: Ability to view, edit, & create new inventories.

Assets

Inventories

Transfers

Locations

Reports

Companies

Users

System Settings

Support

Articles

Logged in as Jacqueline Barber

Logout

INVENTORIES

New

Status, Location

Filtered Inventories: 19 | Total Inventories: 19

DATE	FINALIZED DATE	LOCATION	EXPECTED	MISSING	NEW	TOTAL FOUND	REGION	SUBREGION	TYPE	
04/09/2025	04/09/2025	Worthington Ship	10	10	0	0			Blind	...
04/09/2025	04/09/2025	Worthington Ship	10	10	0	0			Standard	...
04/09/2025	04/09/2025	Worthington Ship	10	10	0	0			Blind	...
04/09/2025		Worthington Ship	10	10	0	0			Standard	...
04/09/2025		Worthington Ship	10	10	0	0			Standard	...
03/31/2025	03/31/2025	Strickland HQ	92	74	0	18			Standard	...
03/31/2025	03/31/2025	Strickland HQ	92	74	0	18			Standard	...
03/31/2025	03/31/2025	Strickland HQ	92	81	0	11			Standard	...
03/31/2025		Strickland HQ	92	92	0	0			Standard	...
03/31/2025	03/31/2025	Strickland HQ	92	70	0	22			Standard	...
03/31/2025		Strickland HQ	92	92	0	0			Standard	...
03/31/2025		Sarasota, FL	6	6	0	0	SE	12	Standard	...
02/04/2025		Worthington HQ	3	3	0	0			Standard	...
09/10/2024	03/31/2025	Strickland HQ	90	90	0	0			Standard	...
09/10/2024	03/31/2025	Strickland HQ	90	90	0	0			Standard	...
09/10/2024	09/10/2024	Strickland HQ	90	90	0	0			Standard	...
09/10/2024		Strickland HQ	90	90	0	0			Standard	...
09/10/2024		Sarasota, FL	6	6	0	0	SE	12	Standard	...
09/10/2024		Customer 1	5	5	0	0	SE	12	Standard	...



QUICK NAVIGATION TO MAIN FUNCTIONS

TRANSFERS: Ability to view, edit, & create new transfers.

Assets

Inventories

Transfers

Locations

Reports

Companies

Users

System Settings

Support

Articles

Logged in as
Jacqueline Barber

Logout

TRANSFERS

New

Status, Sending Location, Receiving Location

Filtered Transfers: 6 | Total Transfers: 6

STATUS	DATE	SENDING LOCATION	RECEIVING LOCATION	IN-TRANSIT	RECEIVED	NEW	ALL
Pending	2025-02-04	Worthington HQ	Worthington Ship				...
Shipped	2025-02-04	Worthington HQ	Worthington Ship				...
Pending	2025-01-30	Worthington HQ	Worthington Ship				...
Finalized	2024-12-28	Strickland HQ	Strickland HQ				...
Pending	2024-10-24	Strickland HQ	Strickland HQ				...
	2024-05-30	Worthington Ship	Customer HQ	3	0	0	3 ...



INSTRUCTIONS FOR USING THE DESKTOP SITE TO ADD AN ASSET.

1. Open the Worthington Enterprises browser site, it will automatically open to 'Assets'. Then select **'New'** in the upper right corner.

- Assets
- Inventories
- Transfers
- Locations
- Reports
- Companies
- Users
- System Settings
- Support
- Articles
- Logged in as Jacqueline Barber
- Logout

ASSETS

Serial, RFID, Type, Status, Location, Region, Subregion, Manufacturer, Size

TYPE	MANUFACTURER	SIZE	CONDITION	REGION	SUBREGION	SERIAL	RFID	LOCATION	STATE	PLATE	REVIEW	CREATED AT	COUNT
Horizontal	Quality Steel	2000		SE	1	636619223	12	Yard #1001	GA			05/30/2024 03:56 PM EDT	274
Horizontal	Quality Steel	1500		SE	1	82623099	13	Yard #1001	GA			05/30/2024 03:56 PM EDT	
Horizontal	Arcosa	1500		SE	1	203890515	14	Yard #1001	GA			05/30/2024 03:56 PM EDT	
Horizontal	Quality Steel	1500		SE	1	890993114	15	Yard #1001	GA			05/30/2024 03:56 PM EDT	
Horizontal	Quality Steel	1500		SE	1	522414064	16	Yard #1001	GA			05/30/2024 03:56 PM EDT	
Horizontal	Trinity	1500		SE	1	976114130	17	Yard #1001	GA			05/30/2024 03:56 PM EDT	
Vertical	Worthington Industries	420		SE	1	370099483	59	Yard #1001	GA			05/30/2024 03:56 PM EDT	
Vertical	Worthington Industries	420		SE	2	694265203	61	Charlotte, NC	NC			05/30/2024 03:56 PM EDT	
Vertical	Manchester Tank	420		SE	2	300334578	88	Charlotte, NC	NC			05/30/2024 03:56 PM EDT	
Vertical	Worthington Industries	420		SE	2	380076261	89	Charlotte, NC	NC			05/30/2024 03:56 PM EDT	
Vertical	Manchester Tank	420		SE	2	704975402	90	Charlotte, NC	NC			05/30/2024 03:56 PM EDT	
Vertical	Worthington Industries	200		SE	2	67797318	91	Charlotte, NC	NC			05/30/2024 03:56 PM EDT	
Horizontal	Trinity	500		MW	3	622795545	48	Columbus, OH	OH			05/30/2024 03:56 PM EDT	
Vertical	Worthington Industries	420		MW	3	306025646	50	Columbus, OH	OH			05/30/2024 03:56 PM EDT	



2. Locate and enter the tank serial number on the data plate.

- Assets
- Inventories
- Transfers
- Locations
- Reports
- Companies
- Users
- System Settings
- Support
- Articles
- Logged in as Jacqueline Barber
- Logout

Serial, RFID, Type, Status, Location, Region, Subregion, Manufacturer

TYPE	MANUFACTURER	SIZE	CONDITION	REGION	SUBREGION
Horizontal	Quality Steel	2000	SE	1	
Horizontal	Quality Steel	1500	SE	1	
Horizontal	Arcosa	1500	SE	1	
Horizontal	Quality Steel	1500	SE	1	
Horizontal	Quality Steel	1500	SE	1	
Horizontal	Trinity	1500	SE	1	
Vertical	Worthington Industries	420	SE	1	
Vertical	Worthington Industries	420	SE	2	
Vertical	Manchester Tank	420	SE	2	
Vertical	Worthington Industries	420	SE	2	
Vertical	Manchester Tank	420	SE	2	
Vertical	Worthington Industries	200	SE	2	
Horizontal	Trinity	500	MW	3	
Vertical	Worthington Industries	420	MW	3	

×

MANUFACTURER

Arcosa

ASSET TYPE

ASSET SIZE

SERIAL

RFID

Manufactured on

mm/dd/yyyy

Last asset location

CONDITION

Refurbished on

mm/dd/yyyy

DOT

☐

Plate Image

Choose File

No file chosen

Notes

Other

Save



3. For later reference, upload an image of the tank or data plate to ensure accuracy (optional).

WORTHINGTON
ENTERPRISES

Assets

Inventories

Transfers

Locations

Reports

Companies

Users

System Settings

Support

Articles

Logged in as
Jacqueline Barber

Logout

Serial, RFID, Type, Status, Location, Region, Subregion, Manufacturer

TYPE	MANUFACTURER	SIZE	CONDITION	REGION	SUBREGION
Horizontal	Quality Steel	2000	SE	1	
Horizontal	Quality Steel	1500	SE	1	
Horizontal	Arcosa	1500	SE	1	
Horizontal	Quality Steel	1500	SE	1	
Horizontal	Quality Steel	1500	SE	1	
Horizontal	Trinity	1500	SE	1	
Vertical	Worthington Industries	420	SE	1	
Vertical	Worthington Industries	420	SE	2	
Vertical	Manchester Tank	420	SE	2	
Vertical	Worthington Industries	420	SE	2	
Vertical	Manchester Tank	420	SE	2	
Vertical	Worthington Industries	200	SE	2	
Horizontal	Trinity	500	MW	3	
Vertical	Worthington Industries	420	MW	3	

×

MANUFACTURER

Arcosa

ASSET TYPE

ASSET SIZE

SERIAL

RFID

Manufactured on

mm/dd/yyyy

Last asset location

CONDITION

Refurbished on

mm/dd/yyyy

DOT

Plate Image

Choose File

No file chosen

Notes

Other

Save



4. Enter in the RFID number manually or leave this field blank to capture with the reader at a later time.

- Assets
- Inventories
- Transfers
- Locations
- Reports
- Companies
- Users
- System Settings
- Support
- Articles
- Logged in as Jacqueline Barber
- Logout

Serial, RFID, Type, Status, Location, Region, Subregion, Manufacturer

TYPE	MANUFACTURER	SIZE	CONDITION	REGION	SUBREGION
Horizontal	Quality Steel	2000	SE	1	
Horizontal	Quality Steel	1500	SE	1	
Horizontal	Arcosa	1500	SE	1	
Horizontal	Quality Steel	1500	SE	1	
Horizontal	Quality Steel	1500	SE	1	
Horizontal	Trinity	1500	SE	1	
Vertical	Worthington Industries	420	SE	1	
Vertical	Worthington Industries	420	SE	2	
Vertical	Manchester Tank	420	SE	2	
Vertical	Worthington Industries	420	SE	2	
Vertical	Manchester Tank	420	SE	2	
Vertical	Worthington Industries	200	SE	2	
Horizontal	Trinity	500	MW	3	
Vertical	Worthington Industries	420	MW	3	

MANUFACTURER

Arcosa

ASSET TYPE

ASSET SIZE

SERIAL

RFID

Manufactured on

mm/dd/yyyy

Last asset location

CONDITION

Refurbished on

mm/dd/yyyy

☐ DOT

Plate Image

Choose File

No file chosen

Notes

Other

Save

12



5. Fill in the additional tank information: Manufacturer, Asset Type, Asset Size, Manufacture Date, Last Location, Condition, Next Recertification, Last Refurbishment, DOT (if applicable). Then click **'Save'**.

WORTHINGTON ENTERPRISES

Assets

Inventories

Transfers

Locations

Reports

Companies

Users

System Settings

Support

Articles

Logged in as Jacqueline Barber

Logout

TYPE	MANUFACTURER	SIZE	CONDITION	REGION	SUBREGION
Horizontal	Quality Steel	2000	SE 1		
Horizontal	Quality Steel	1500	SE 1		
Horizontal	Arcosa	1500	SE 1		
Horizontal	Quality Steel	1500	SE 1		
Horizontal	Quality Steel	1500	SE 1		
Horizontal	Trinity	1500	SE 1		
Vertical	Worthington Industries	420	SE 1		
Vertical	Worthington Industries	420	SE 2		
Vertical	Manchester Tank	420	SE 2		
Vertical	Worthington Industries	420	SE 2		
Vertical	Manchester Tank	420	SE 2		
Vertical	Worthington Industries	200	SE 2		
Horizontal	Trinity	500	MW 3		
Vertical	Worthington Industries	420	MW 3		

X

Serial, RFID, Type, Status, Location, Region, Subregion, Manufacture Date, Last Location, Condition, Next Recertification, Last Refurbishment, DOT (if applicable)

MANUFACTURER

Arcosa

ASSET TYPE

ASSET SIZE

SERIAL

RFID

Manufactured on

mm/dd/yyyy

Last asset location

CONDITION

Refurbished on

mm/dd/yyyy

DOT

Plate Image

Choose File

No file chosen

Notes

Other

Save

Review the completed asset entry and edit if needed.



INSTRUCTIONS FOR EDITING AN ASSET FROM THE DESKTOP SITE.

1. From the main 'Assets' page, select or search for an asset to edit. You can search by scrolling through the list of assets or by using the search bar at the top of the screen.

- Assets
- Inventories
- Transfers
- Locations
- Reports
- Companies
- Users
- System Settings
- Support
- Articles
- Logged in as Jacqueline Barber
- Logout

ASSETS

New

Serial, RFID, Type, Status, Location, Region, Subregion, Manufacturer, Size

TYPE	MANUFACTURER	SIZE	CONDITION	REGION	SUBREGION	SERIAL	RFID	LOCATION	STATE	PLATE	REVIEW	CREATED AT	COUNT
Horizontal	Quality Steel	2000		SE	1	636619223	12	Yard #1001	GA			05/30/2024 03:56 PM EDT	274
Horizontal	Quality Steel	1500		SE	1	82623099	13	Yard #1001	GA			05/30/2024 03:56 PM EDT	
Horizontal	Arcosa	1500		SE	1	203890515	14	Yard #1001	GA			05/30/2024 03:56 PM EDT	
Horizontal	Quality Steel	1500		SE	1	890993114	15	Yard #1001	GA			05/30/2024 03:56 PM EDT	
Horizontal	Quality Steel	1500		SE	1	522414064	16	Yard #1001	GA			05/30/2024 03:56 PM EDT	
Horizontal	Trinity	1500		SE	1	976114130	17	Yard #1001	GA			05/30/2024 03:56 PM EDT	
Vertical	Worthington Industries	420		SE	1	370099483	59	Yard #1001	GA			05/30/2024 03:56 PM EDT	
Vertical	Worthington Industries	420		SE	2	694265203	61	Charlotte, NC	NC			05/30/2024 03:56 PM EDT	
Vertical	Manchester Tank	420		SE	2	300334578	88	Charlotte, NC	NC			05/30/2024 03:56 PM EDT	
Vertical	Worthington Industries	420		SE	2	380076261	89	Charlotte, NC	NC			05/30/2024 03:56 PM EDT	
Vertical	Manchester Tank	420		SE	2	704975402	90	Charlotte, NC	NC			05/30/2024 03:56 PM EDT	
Vertical	Worthington Industries	200		SE	2	67797318	91	Charlotte, NC	NC			05/30/2024 03:56 PM EDT	
Horizontal	Trinity	500		MW	3	622795545	48	Columbus, OH	OH			05/30/2024 03:56 PM EDT	
Vertical	Worthington Industries	420		MW	3	306025646	50	Columbus, OH	OH			05/30/2024 03:56 PM EDT	



2. Once you have located the asset you wish to edit, tap on it, then select 'Edit'.

- Assets
- Inventories
- Transfers
- Locations
- Reports
- Companies
- Users
- System Settings
- Support
- Articles
- Logged in as Jacqueline Barber
- Logout

Serial, RFID, Type, Status, Location, Region, Subregion, Manufacturer

TYPE	MANUFACTURER	SIZE	CONDITION	REGION	SUBREGION
Horizontal	Quality Steel	2000	SE	1	
Horizontal	Quality Steel	1500	SE	1	
Horizontal	Arcosa	1500	SE	1	
Horizontal	Quality Steel	1500	SE	1	
Horizontal	Quality Steel	1500	SE	1	
Horizontal	Quality Steel	1500	SE	1	
Horizontal	Trinity	1500	SE	1	
Vertical	Worthington Industries	420	SE	1	
Vertical	Worthington Industries	420	SE	2	
Vertical	Manchester Tank	420	SE	2	
Vertical	Worthington Industries	420	SE	2	
Vertical	Manchester Tank	420	SE	2	
Vertical	Worthington Industries	200	SE	2	
Horizontal	Trinity	500	MW	3	
Vertical	Worthington Industries	420	MW	3	

X 380076261

Size
420

Serial
380076261

DOT
X

Manufacturer
Worthington Industries

Type
Vertical

RFID
89

Condition
Scrap

Last Location
Charlotte, NC

IMAGES

TRANSFERS

PLATE IMAGES

+

 Add

QR

Edit



3. Click the fields you wish to update, then click 'Save.'

WORTHINGTON ENTERPRISES

Assets

Inventories

Transfers

Locations

Reports

Companies

Users

System Settings

Support

Articles

Logged in as Jacqueline Barber

Logout

Serial, RFID, Type, Status, Location, Region, Subregion, Manufacturer

TYPE	MANUFACTURER	SIZE	CONDITION	REGION	SUBREGION
Horizontal	Quality Steel	2000	SE	1	
Horizontal	Quality Steel	1500	SE	1	
Horizontal	Arcosa	1500	SE	1	
Horizontal	Quality Steel	1500	SE	1	
Horizontal	Quality Steel	1500	SE	1	
Horizontal	Trinity	1500	SE	1	
Vertical	Worthington Industries	420	SE	1	
Vertical	Worthington Industries	420	SE	2	
Vertical	Manchester Tank	420	SE	2	
Vertical	Worthington Industries	420	SE	2	
Vertical	Manchester Tank	420	SE	2	
Vertical	Worthington Industries	200	SE	2	
Horizontal	Trinity	500	MW	3	
Vertical	Worthington Industries	420	MW	3	

MANUFACTURER

Worthington Industries

ASSET TYPE

Vertical

ASSET SIZE

420 # / 120 gal

SERIAL

380076261

RFID

89

Manufactured on

09/09/2067

Last asset location

CONDITION

Scrap

Refurbished on

mm/dd/yyyy

DOT

☐

Plate Image

Choose File

No file chosen

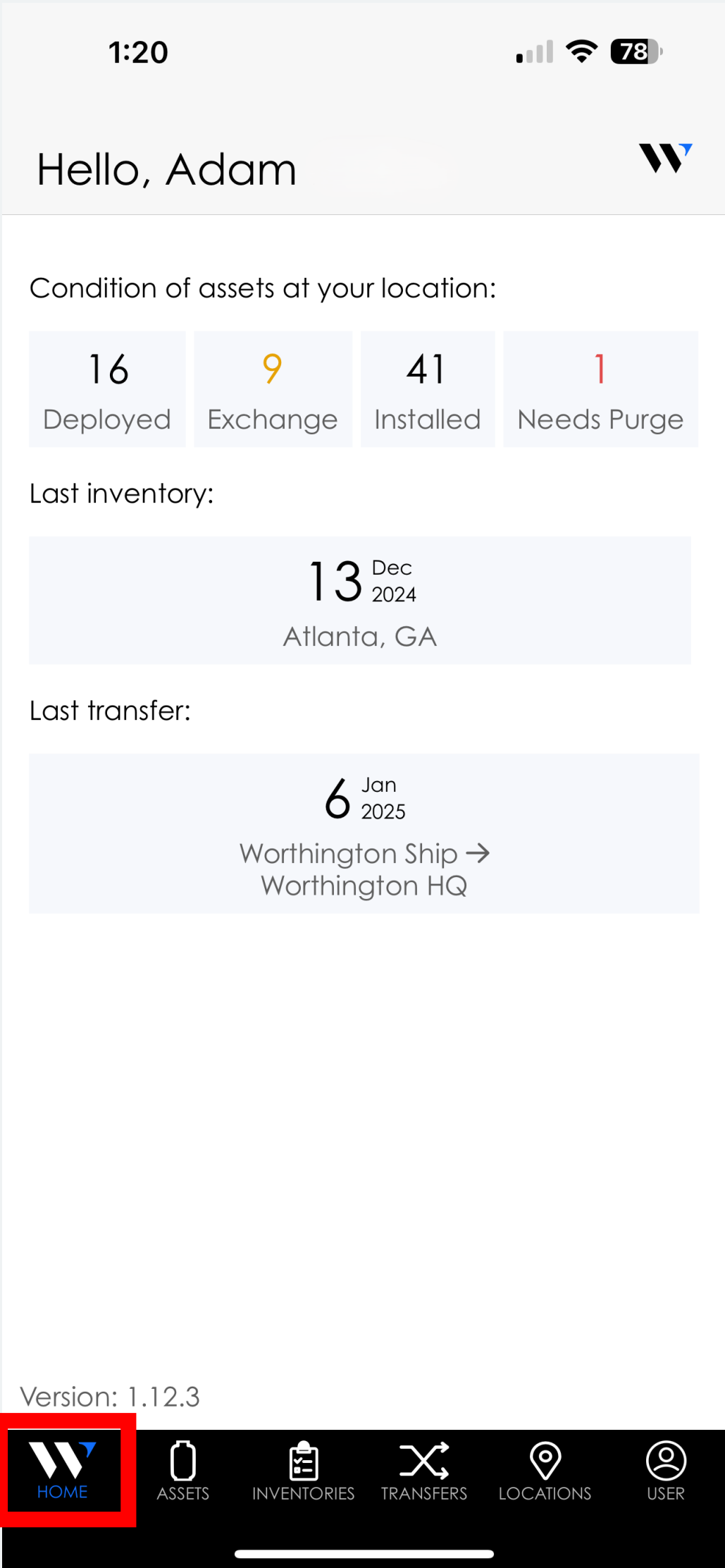
Notes

Other

Save



QUICK NAVIGATION TO MAIN FUNCTIONS

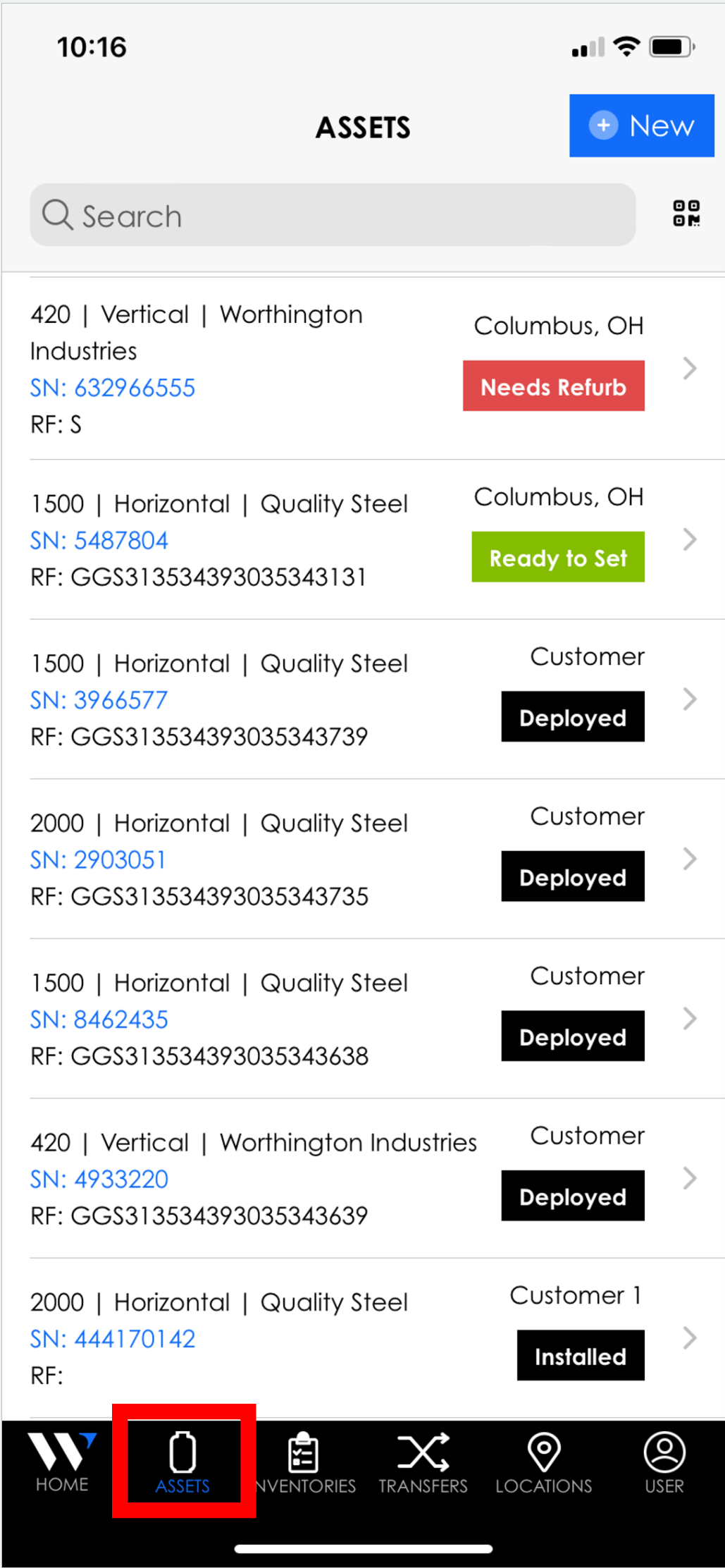


HOME PAGE

Ability to view assets by condition, the last inventory, and the last transfer.



QUICK NAVIGATION TO MAIN FUNCTIONS

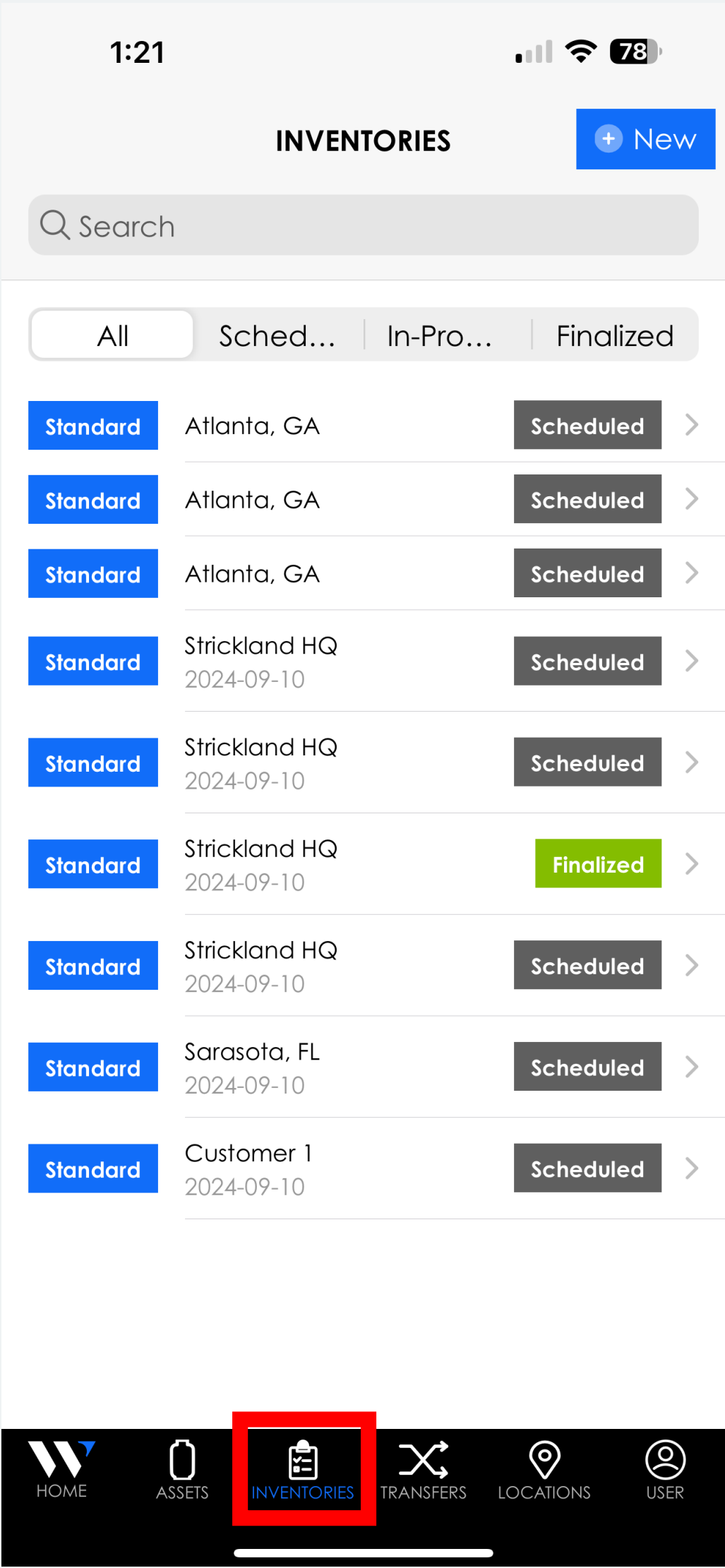


ASSETS

Ability to view, edit, & create new assets.



QUICK NAVIGATION TO MAIN FUNCTIONS

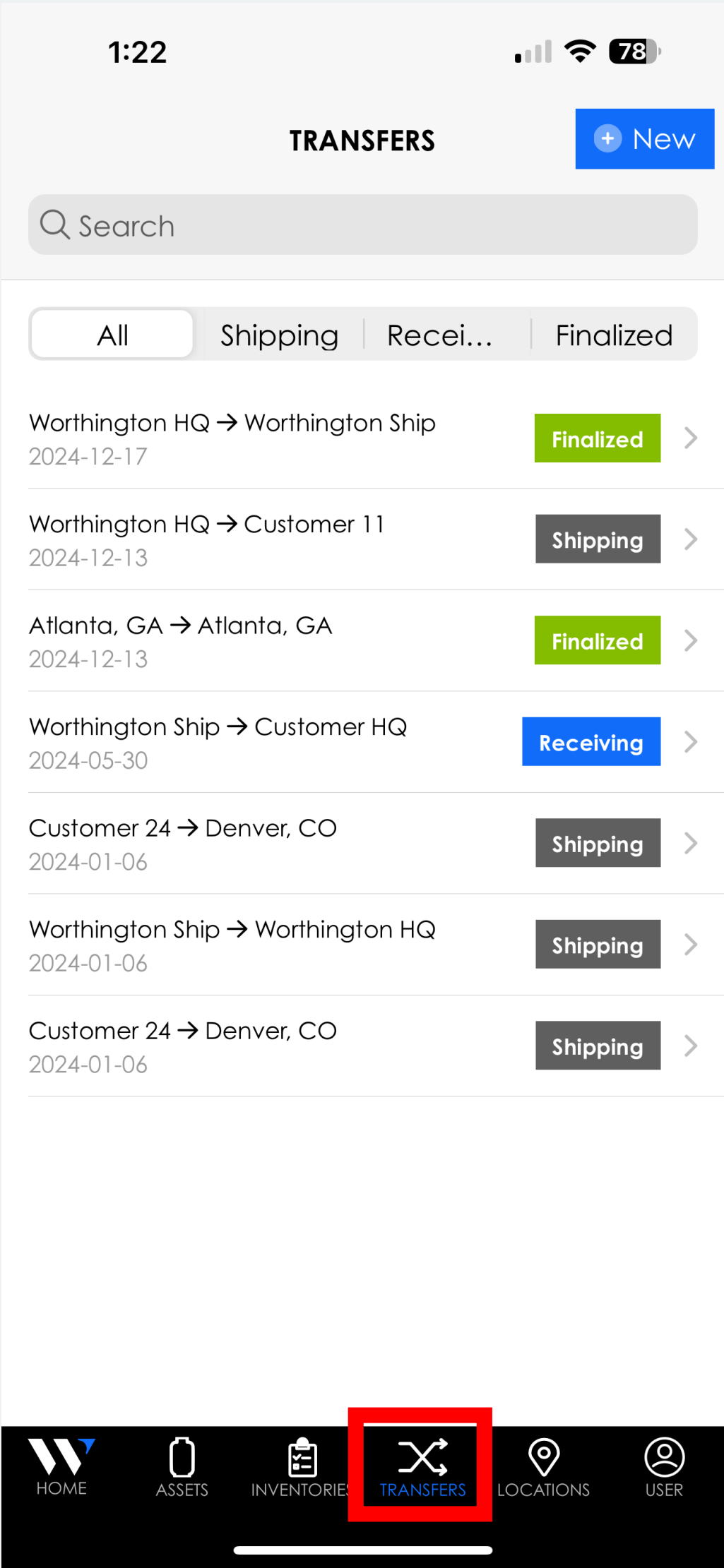


INVENTORIES

Ability to view, edit, & create new inventories.



QUICK NAVIGATION TO MAIN FUNCTIONS



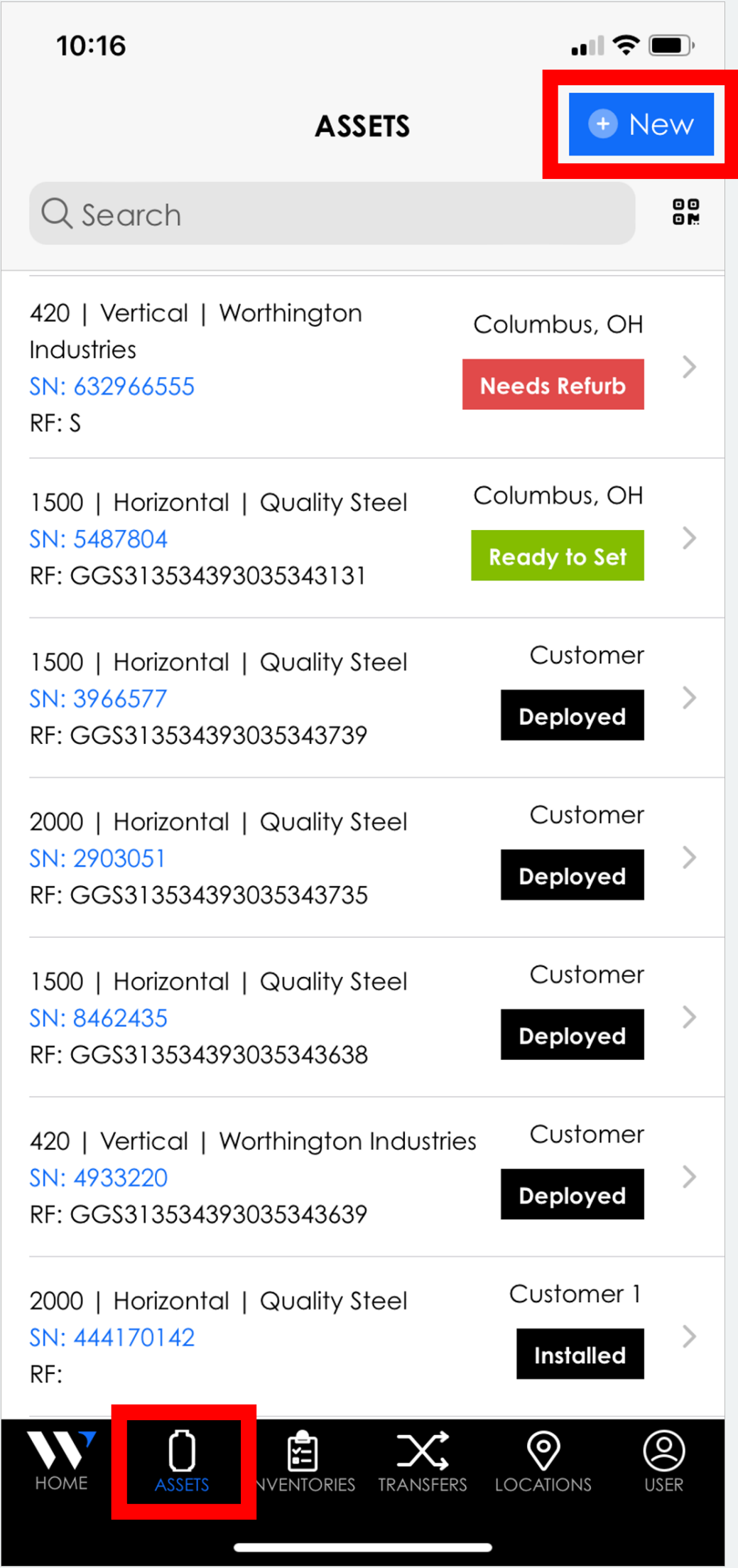
TRANSFERS

Ability to view, edit, & create new transfers.



INSTRUCTIONS FOR USING A MOBILE DEVICE, TABLET, OR A READER TO ADD AN ASSET.

1. Open the Worthington Enterprises application. Select **'Asset'** at the bottom of the screen. Then select **'New'**.





2. Locate and enter the tank serial number on the data plate. You can manually enter the number and take a photo of the data plate.

9:13

94

< Back

NEW ASSET

Serial

Enter serial or take plate image

RFID

Enter RFID or scan tag tag with

Condition

Select asset condition

Location

Select assigned location

MFG

Select manufacturer

Asset Type

Select type

Size

Select size

DOT

☐

More photos may be added after saving

Save & Copy


Save & Review



3. Using the reader, capture the RFID (tag) using one or both buttons on either side of the reader.

9:13


< Back



94


Serial

Enter serial or take plate image




RFID

Enter RFID or scan tag tag with



Condition

Select asset condition



Location


Select assigned location

MFG

Select manufacturer


Asset Type

Select type





Size

Select size



DOT



 More photos may be added after saving

Save & Copy

Save & Review



4. Fill in the additional tank information: Condition, Location, MFG, Type and Size.
5. Click **'Save & Review'** to save the asset. If you would like to add additional assets, click **'Save & Copy'** and complete steps 1-4 again.

2:495G40

Back

NEW ASSET

Serial

Serial pending

RFID

574556011124000000000000

Condition

Ready to Set

Location

MFG

Worthington Industries

Type

Vertical

Size

420

More photos may be added after saving

Save & Copy

Save & Review

READER

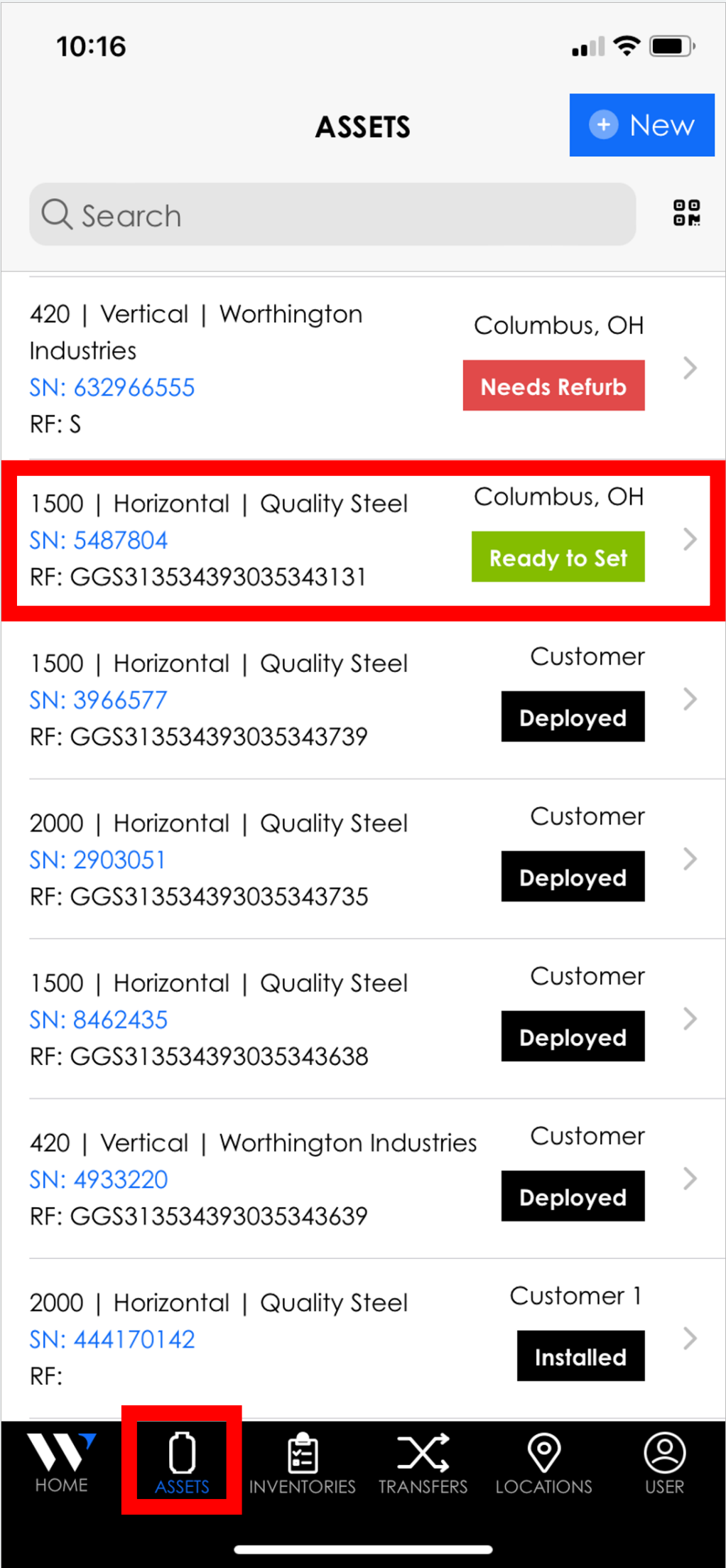
RANGE

NFC



INSTRUCTIONS ADDING AN ASSET WITH EXISTING DATA IN THE AMS DATABASE.

1. From the 'Assets' tab, search or select an asset to view the details.





2. Then select **'Edit'**.

2:15

75

Back

ASSET DETAILS

Edit

Serial

217938150

RFID

MFG

Quality Steel

Type

Horizontal

Size

2000

Condition

Needs Recert

Assigned Location

Atlanta, GA

Needs Review?

☐

Add Photo

Copy Asset



3. Select the 'QR' icon. You can capture the RFID number via the QR code on the tag or by using the scanner.

9:13

94

Back

NEW ASSET

Serial

Enter serial or take plate image

RFID

Enter RFID or scan tag tag with

Condition

Select asset condition

Location

Select assigned location

MFG

Select manufacturer

Asset Type

Select type

Size

Select size

DOT

More photos may be added after saving

Save & Copy

Save & Review



4. Click 'Save & Review'.

9:13

94

< Back

NEW ASSET

Serial

Enter serial or take plate image

RFID

Enter RFID or scan tag tag with

Condition

Select asset condition

⬮

Location

Select assigned location

MFG

Select manufacturer

Asset Type

Select type

⬮

Size

Select size

⬮

DOT

More photos may be added after saving

Save & Copy

Save & Review



5. Review the information add a data plate photo.

2:15

75

< Back

ASSET DETAILS

Edit

Serial

217938150

RFID

MFG

Quality Steel

Type

Horizontal

Size

2000

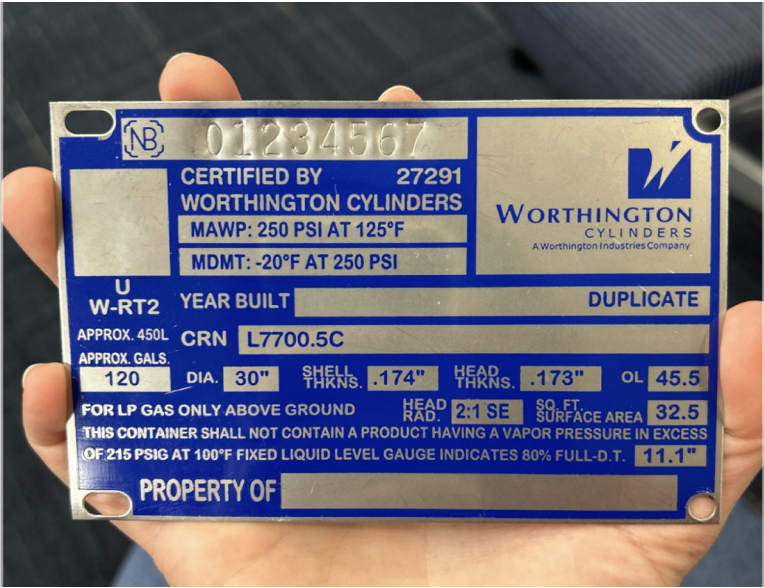
Condition

Needs Recert

Assigned Location

Atlanta, GA

Needs Review?



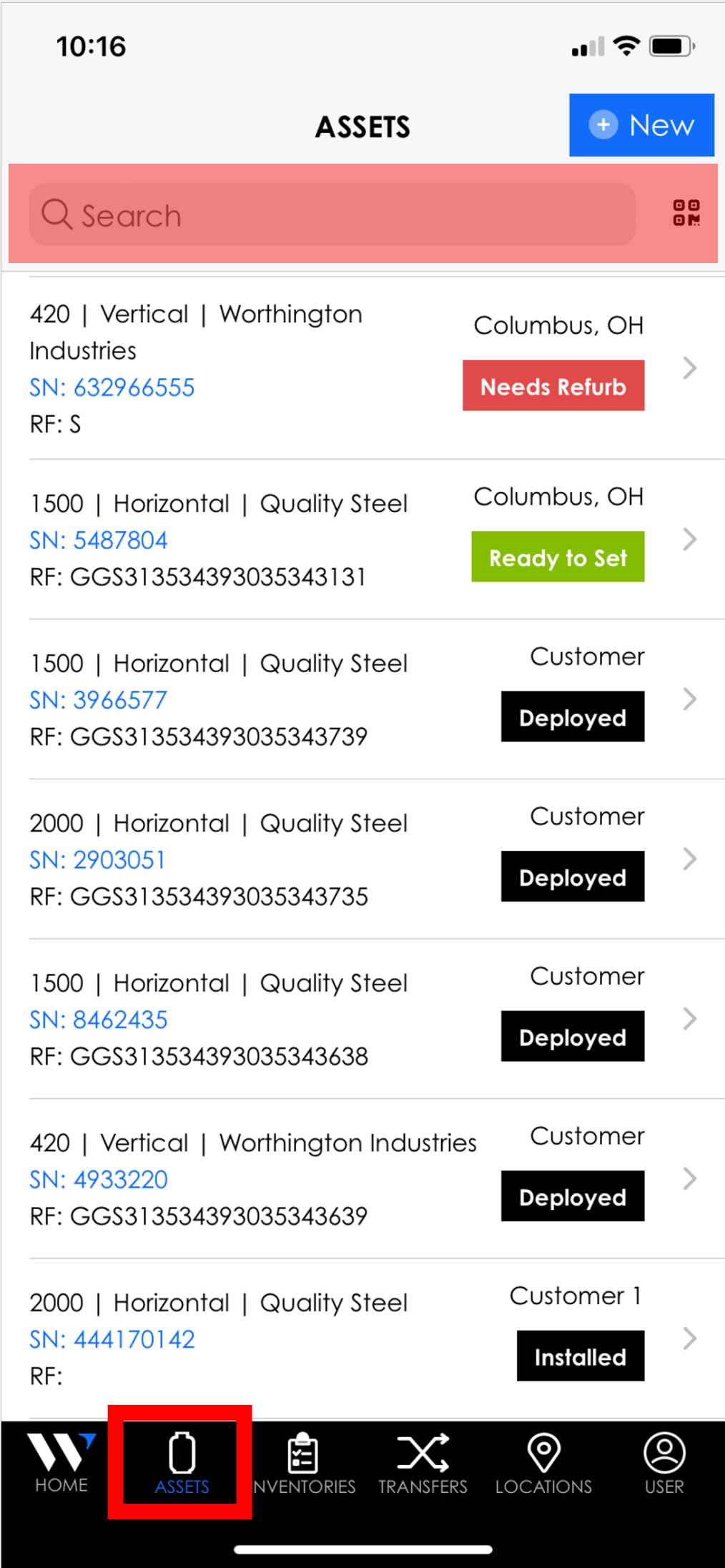
Add Photo

Copy Asset



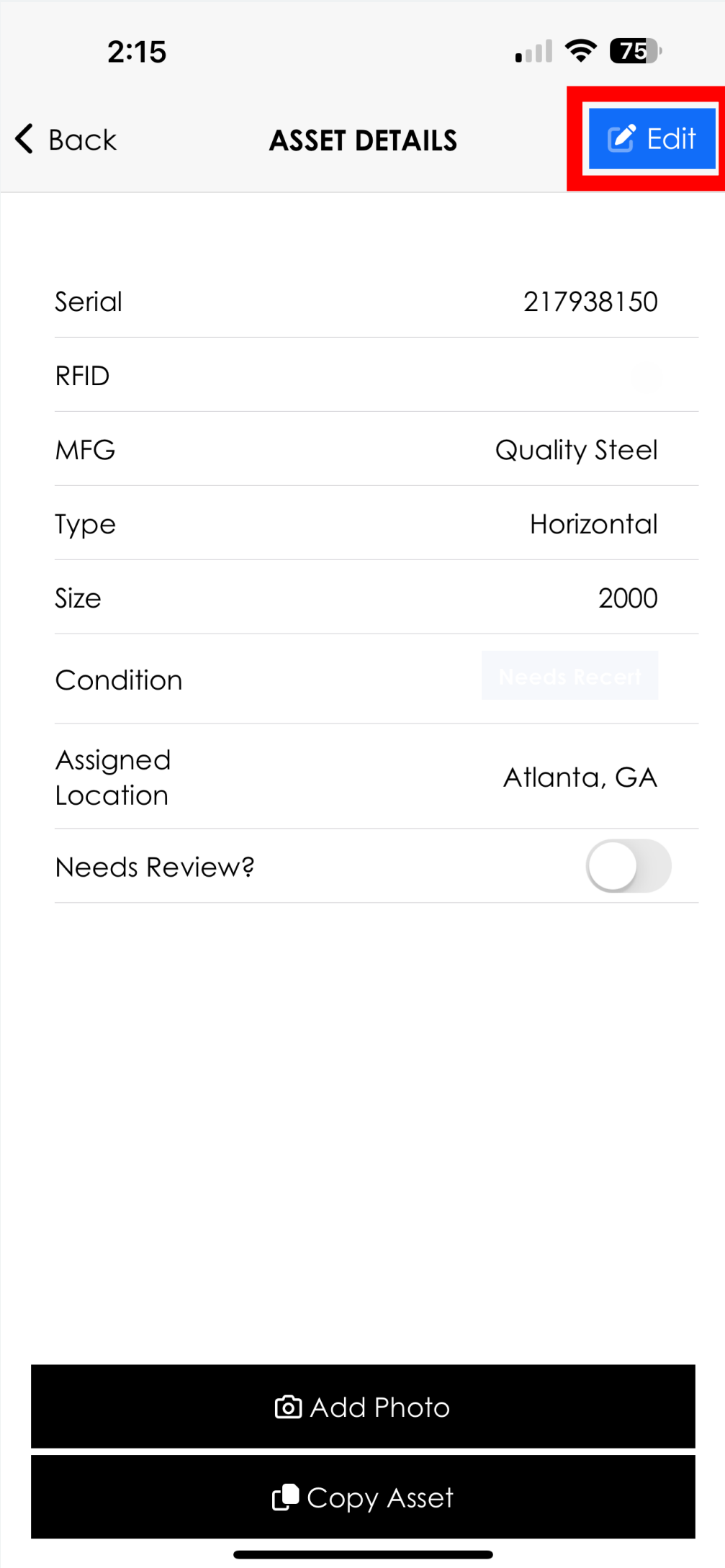
INSTRUCTIONS FOR EDITING AN ASSET FROM YOUR MOBILE DEVICE, TABLET OR READER.

1. From your Worthington App, select '**Asset**' from the bottom menu bar. You can search by scrolling through the list of assets or by using the search bar at the top of the screen.





2. Once you have located the asset you wish to edit, tap on it, then select 'Edit'.





3. Tap on the sections you wish to update, then click **'Save & Review'**.

2:16

75

< Back

EDIT ASSET

Serial

370099483

RFID

Enter RFID or scan tag tag with

Condition

Ready to Set

Location

Atlanta, GA

MFG

Worthington Industries

Asset Type

Vertical

Size

Select size

More photos may be added after saving

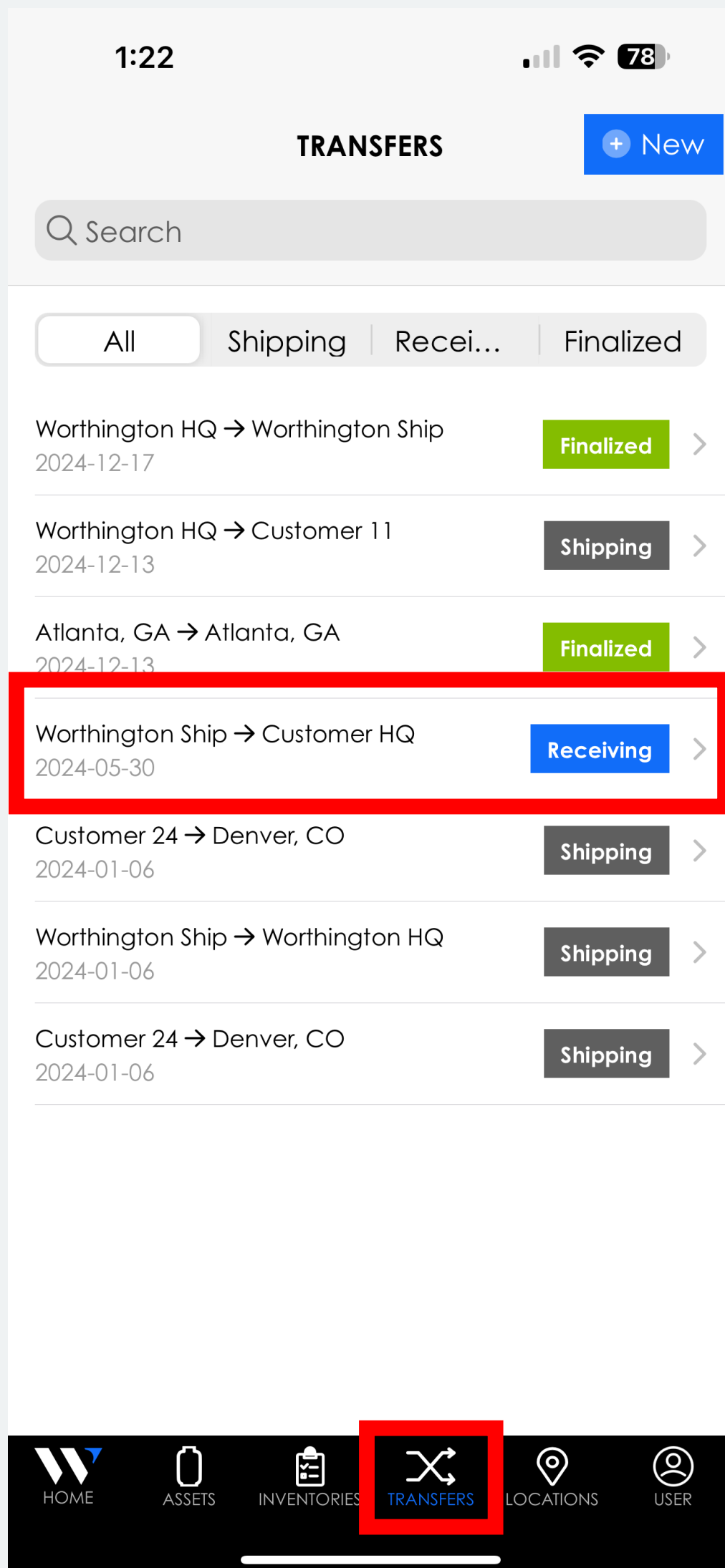
Save & Review

NFC



RECEIVING NEW WORTHINGTON ASSETS.

1. From the Transfers tab, select receiving transfer.





2. Start scanning the assets you have received.

2:53

5G61

Back

TRANSFER

Edit

RECEIVING

Date:

2025-04-10

Location:

Worthington HQ → Columbus, OH

? In-Transit

✓ Present

⚠ New

1

0

0

START SCANNING TO ADD ASSETS

Save

Save & Finalize

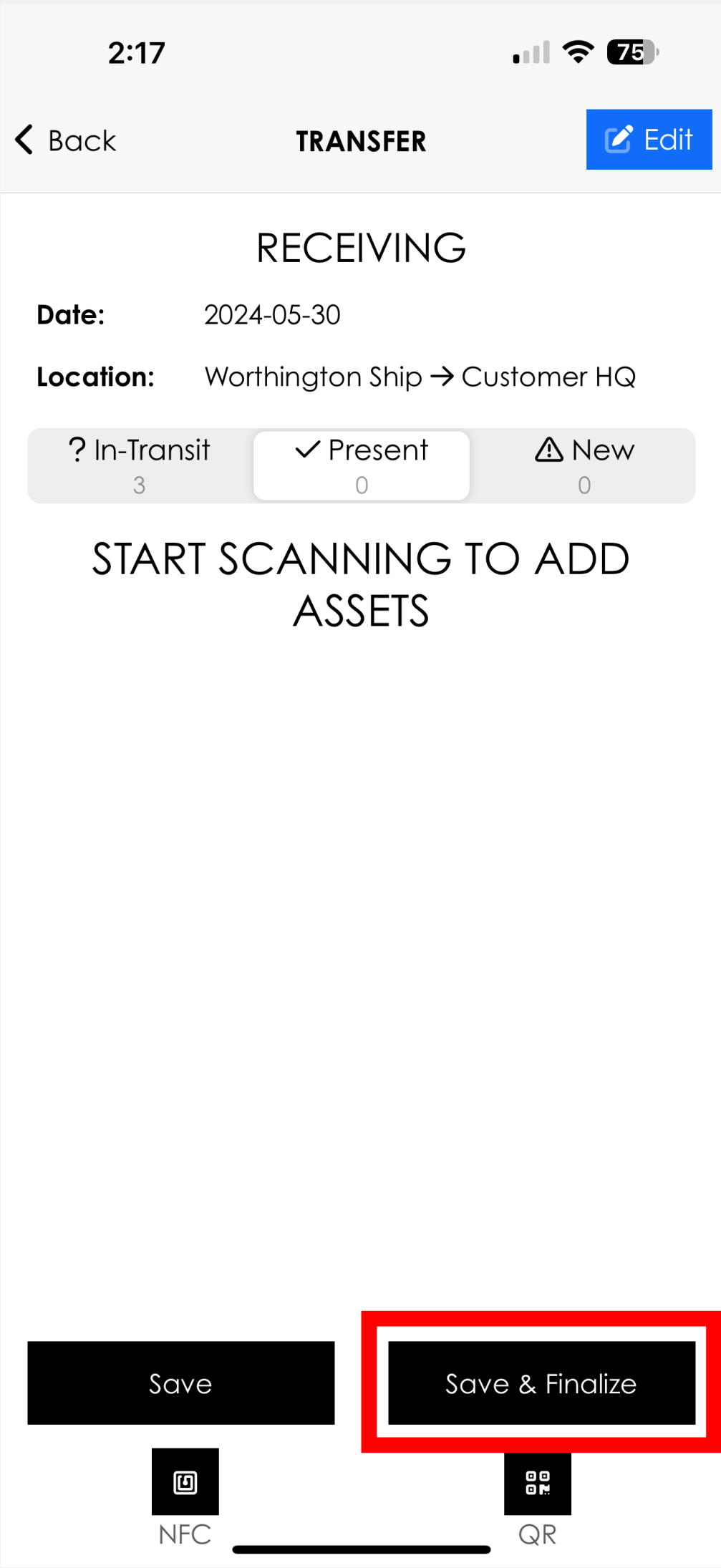
NFC

QR



3. Review the assets scanned. All scanned assets should be in the 'Present' or 'New' section of the Transfers tab. Once this has been confirmed, click **'Save & Finalize'**.

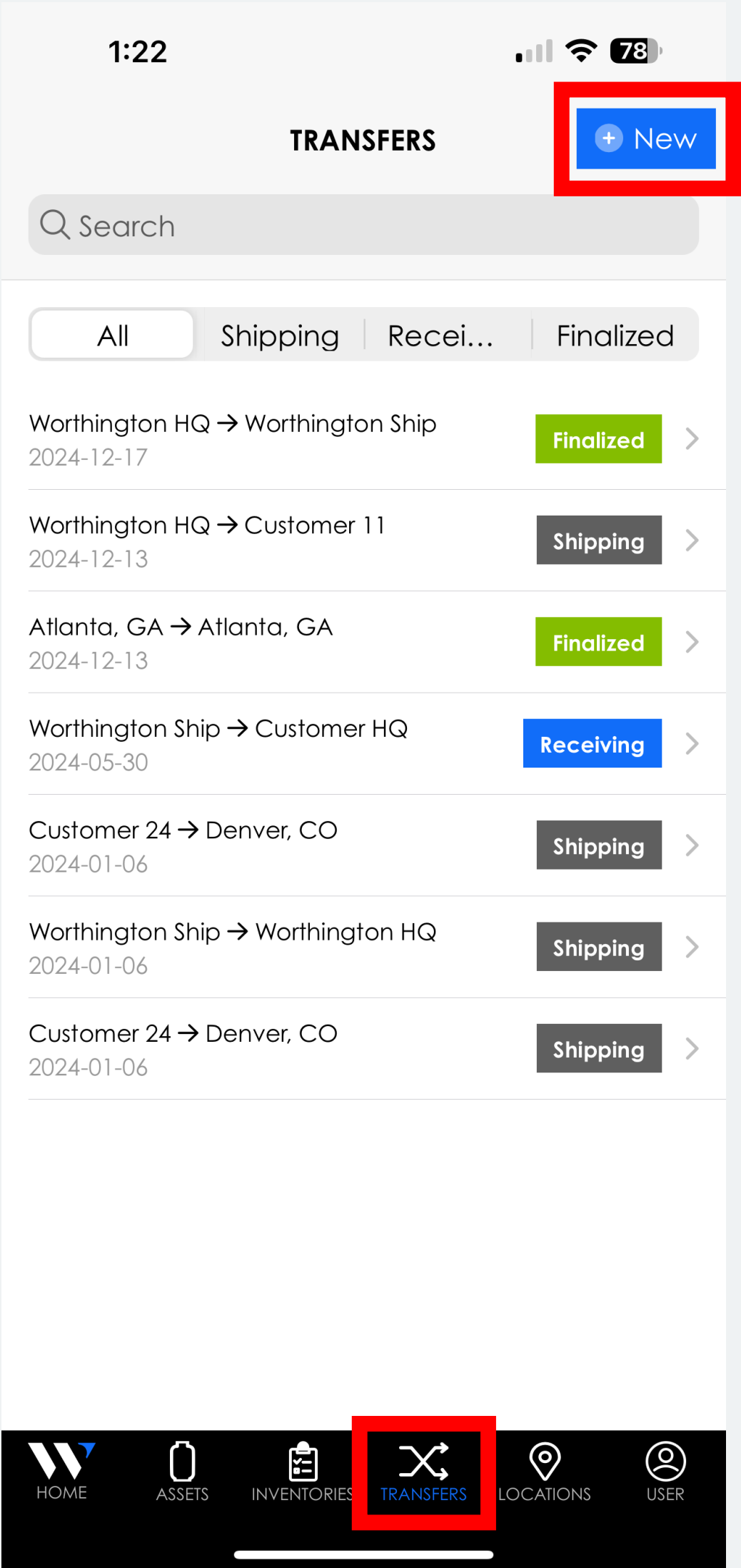
A receipt of this transaction will be automatically sent to both parties. It can also be accessed through the web dashboard.





TRANSFERRING ASSETS
(THIS ACTION FUNCTIONS MOST EFFICIENTLY FROM THE SCANNER APPLICATION)

1. From the Transfers tab, select receiving transfer.





2. Fill in the information and select **'Save & Continue'**.

2:20

74

Back

NEW TRANSFER

Sending Location

Columbus, OH

Receiving Location

Indianapolis, IN

Transfer Date

Feb 11, 2025

2:19 PM

Ship Finalized

Receive Finalized

Expected Assets

Manufacturers

Worthington In...

Sizes

40, 420

Types

Vertical

Conditions

New

Quantity

115

Save & Continue

37



3. Begin scanning to add assets. The scanned assets will appear in your application. Review, then select **'Save & Finalize'**.

2:20

74

< Back

TRANSFER

Edit

SHIPPING

Date:

2025-02-11

Location:

Columbus, OH → Indianapolis, IN

✓ Expected

0 / 115

✗ Unexpected

0

START SCANNING TO ADD ASSETS

Save

Save & Finalize

NFC

QR



4. Review added assets and transfer status from desktop site. From here, export an excel document of tank information, view/print the Transfer Receipt, or edit the entry as needed.

09:53 G

Back

TRANSFER

Edit

SHIPPING

Date:

2025-03-11

Location:

Worthington Ship → Strickland HQ

✓ Expected

4 / 5

✗ Unexpected

143

Worthington Industries - Vertical - Worthington Ship

420 # / 120 gal

2244946

WEV01112400000000000000000009

New

Worthington Industries - Vertical - Worthington Ship

420 # / 120 gal

1776399

WEV01112400000000000000000004

New

Save

8

RANGE

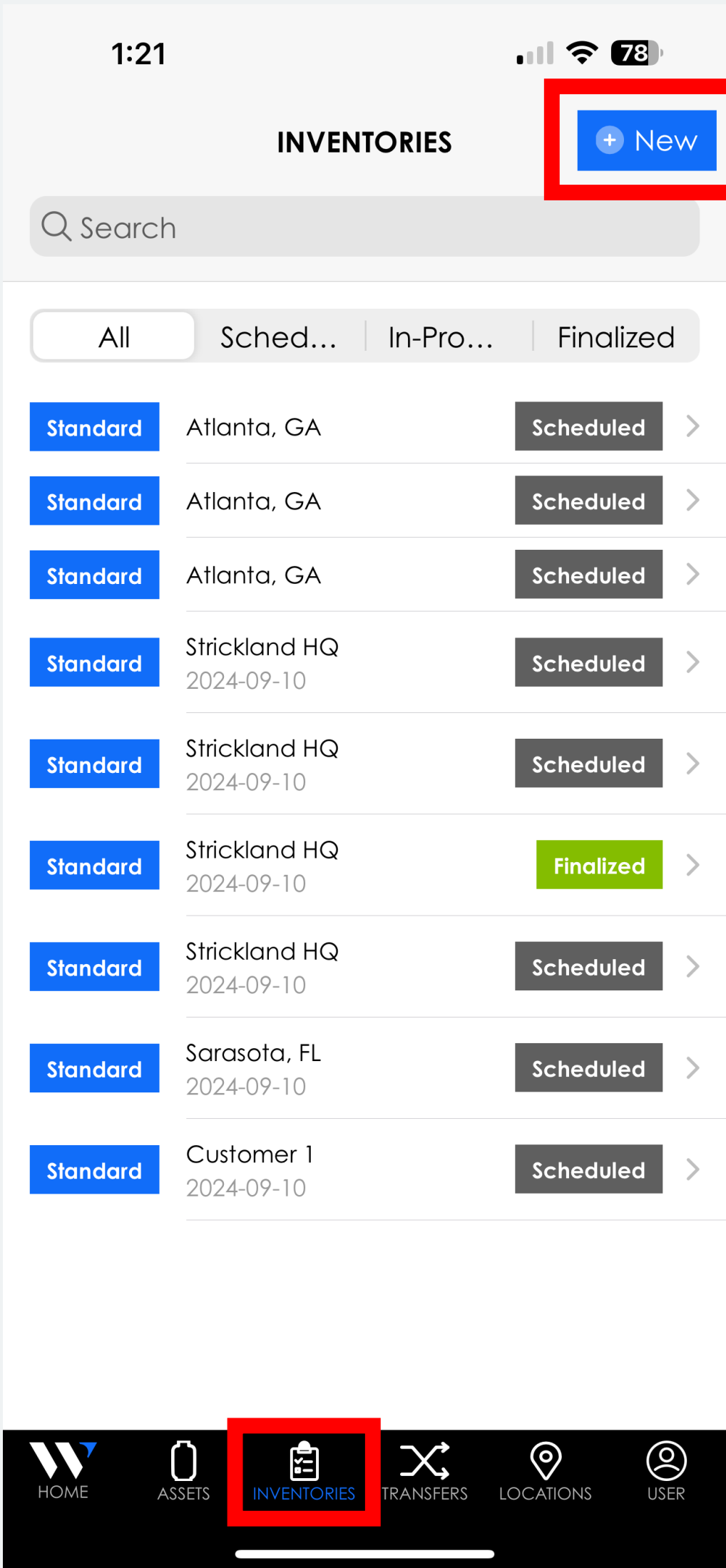
Save & Finalize

QR



INSTRUCTIONS ON HOW TO CONDUCT INVENTORY.

1. From the Inventories tab, select 'New'.





2. Fill in the information. Choose from standard audit or blind audit, then select **'Save & Continue'**.

Standard Audit: see exactly what serial numbers you are looking for in an “expected” column. As you scan each item, it moves them to the “present” column so you can see which assets are left to find.

Blind Audit: shows no data other than assets already scanned.

2:13

76

Back

NEW INVENTORY

Location

Columbus, OH

Inventory Type

Standard

Finalized

Started

Feb 11, 2025

2:13 PM

Notes

Enter notes here

Save & Continue



3. Start scanning assets.

2:13

76

< Back

INVENTORIES

Edit

IN PROCESS

Date:

2025-02-11

Location:

Columbus, OH

? Expected

✓ Present

⚠ New

6

0

0

START SCANNING TO ADD ASSETS

Save

Save & Finalize

Audit Saved

NFC

QR



4. When finished scanning assets, click **'Save & Finalize'**. Review finished inventory.

2:23

73

< Back

INVENTORIES

Edit

IN PROCESS

Date:

2025-02-11

Location:

Columbus, OH

? Expected

✓ Present

⚠ New

6

0

0

Quality Steel - Horizontal - 1500

Columbus, OH

5487804

Ready to Set

GG5313534393035343131

Worthington Industries - Vertical - 420

Columbus, OH

632966555

Needs Refurb

S

Worthington Industries - Vertical - 420

Columbus, OH

597182220

Needs Refurb

R

Worthington Industries - Vertical - 420

Columbus, OH

458587898

Needs Refurb

Q

Worthington Industries - Vertical - 420

Columbus, OH

306025646

Needs Refurb

Save

Save & Finalize

NFC

QR

FREQUENTLY ASKED QUESTIONS

WHAT IS TAGGED?

- The Worthington Enterprises Inventory Management Platform was designed to help propane marketers who want to manage large fleets across multiple yards. The platform utilizes technology to optimize fleet size and working capital, maximize operational efficiency, and keep employees safe and happy – ultimately saving marketers time and money.

CAN THIS PLATFORM SUPPORT MULTIPLE YARD LOCATIONS?

- Yes. It is built to manage and monitor operations across multiple yards from a centralized dashboard, giving you full visibility across your entire operation.

HOW DO I DOWNLOAD IT?

- The app can be installed via the Google Play Store or Apple App Store. It also comes pre-installed on RFID readers purchased through Worthington.
- The web application is available at www.worthingtontagged.com

CAN I USE MY EXISTING TECHNOLOGY WITH THIS SOLUTION?

- This software can be accessed via existing laptops and mobile devices. However, to take advantage of the RFID scanning technology, you must access the software through a Worthington provided reader. We did this to maximize customer experience and usability. We've chosen the best options for tags and readers to deliver reliable results for our customers.

DO I NEED ACCESS TO CELLULAR OR WI-FI?

- Cellular or wi-fi connectivity is required to gain access to real time data, however, inventories are able to be downloaded and conducted offline.

FREQUENTLY ASKED QUESTIONS

HOW DO I CONNECT TO WI-FI?

To connect your Janam XR2 RFID reader to a Wi-Fi network, follow these steps:

1. Access the Settings Menu:
 - Turn on the XR2 device.
 - Swipe down from the top of the screen to access the notification panel.
 - Tap the Settings icon (typically represented by a gear symbol).
2. Navigate to Wi-Fi Settings:
 - In the Settings menu, select Network & Internet.
 - Tap on Wi-Fi.
 - Enable Wi-Fi:
 - Ensure the Wi-Fi toggle switch is set to the On position.
 - The device will automatically begin scanning for available networks.
3. Connect to a Wi-Fi Network:
 - From the list of available networks, tap the name (SSID) of the Wi-Fi network you wish to connect to.
 - If prompted, enter the network password using the on-screen keyboard.
 - Tap Connect.
4. Confirm Connection:
 - Once connected, the selected network will display as Connected in the Wi-Fi settings.
 - A Wi-Fi icon should appear in the status bar at the top of the screen, indicating a successful connection.

HOW FAR DOES THE RFID READ?

- While walking through your yard, tags can be scanned via RFID at distances up to 15 ft away at 99% accuracy. Any RFID tags placed under a metal lid are unreadable.

HOW DO I SCAN A TAG?

- Tags can be scanning using one of the three methodologies: RFID, QR codes, and NFC.

FREQUENTLY ASKED QUESTIONS

WHAT TANKS/CYLINDERS WORK WITH THIS SOLUTION?

- Tags are available pre-installed on Worthington 420s but can be retrofitted to your entire fleet of vertical and horizontal assets.

DOES IT WORK IN EXTREME CONDITIONS?

- Yes. Once applied, the Tagged solution is engineered to perform reliably across standard temperature ranges, as well as in wet environments and under prolonged exposure to direct sunlight.

HOW DOES THE PLATFORM PROMOTE EMPLOYEE SAFETY?

- The platform enhances safety by eliminating the need for employees to climb over and around tanks to locate and manually record serial numbers. It also minimizes the time they spend working outdoors in inclement weather. This supports safer workflows and helps enforce compliance with safety protocols.

IS THE PLATFORM CUSTOMIZABLE TO OUR SPECIFIC OPERATION?

- We offer an Enterprise option for this solution which allows you to link your existing ERP data and further customize the platform to streamline your existing operation.

WHAT KIND OF SUPPORT IS AVAILABLE?

- We offer dedicated support, including onboarding assistance, training, and ongoing technical help to make sure you're getting the most out of the platform.

WHO DO I CONTACT IF MY READER ISN'T WORKING?

- If your device is not working, reach out to Worthington Support to have your request directed to the appropriate party.

HOW DO I LEARN MORE?

- Contact your local sales representative for samples, availability, and pricing information.